



®

FINEST QUALITY

Union Special®
LEWIS® • COLUMBIA®

INDUSTRIAL
SEWING
MACHINES



STYLE

41300 X

LIST OF PARTS

FOR

STYLE 41300 X

CATALOG
NO.

T78 R

UNION SPECIAL CORPORATION

CHICAGO

From the library of: Superior Sewing Machine & Supply LLC

From the library of: Superior Sewing Machine & Supply LLC

Catalog No. T78 R

LIST OF PARTS

Style

41300 X

First Edition

Copyright 1955

By

Union Special Corporation
Rights Reserved in All Countries

UNION SPECIAL CORPORATION

INDUSTRIAL SEWING MACHINES

CHICAGO

Printed in U.S.A.

June, 1976

From the library of: Superior Sewing Machine & Supply LLC

IDENTIFICATION OF MACHINE

Each UNION SPECIAL machine carries a Style number which is stamped in the name plate on the machine. Style numbers are classified as standard and special. Standard Style numbers have one or more letters suffixed, but never contain the letter "Z". Example: "Style 41300 X". Special Style numbers contain the letter "Z". When only minor changes are made in a standard machine, a "Z" is suffixed to the standard Style number. Example: "Style 41300 XZ".

Styles of machines similar in construction are grouped under a class number, which contains no letters. Example: "Class 41300".

APPLICATION OF CATALOG

This catalog applies specifically to the standard style of machine as listed herein.

It can also be applied with discretion to some special machines in Class 41300. All reference to direction, such as right and left, front and back, etc., are taken from the operator's position while seated at the machine. Operating direction of handwheel is away from the operator.

DESCRIPTION OF MACHINE

41300 X Single Thread, Two Cup Feed Machines, for Seaming or Closing Light and Medium Weight Full Fashioned Cashmere Sweaters and Similar Garments Knitted from Wool, Cotton and Synthetic Yarn, Producing a Neat Flat Seam. Seam Type SSa-1, Stitch Type 101 Chain Stitch. Maximum recommended speed 4000 R.P.M.

NEEDLES

Each UNION SPECIAL needle has both a type number and a size number. The type number denotes the kind of shank, point, length, groove, finish and other details. The size number, stamped on the needle shank, denotes the largest diameter of the blade measured in thousandths of an inch across the eye. Collectively, the type number and the size number represent the complete symbol.

Standard needle for Style 41300 X is Type 180 HS. It is a round shank, round point, lockstitch, short length, ball eye, single groove, struck groove, spotted, ball point needle with length of point increased 3/64 inch, chromium plated and is available in sizes 100/040, 110/044, 125/049. Unless otherwise specified, the machine will be equipped with size 100/040.

To have needle orders promptly and accurately filled, the empty package, a sample needle, or type and size number should be given. Use description on label. A complete order would read: "1000 Needles, Type 180 HS, Size 100/040".

Selection of proper needle size should be determined by the size of yarn used. Yarn should pass freely through the needle eye in order to produce a good stitch formation.

Success in the operation of this machine can be secured only with the genuine UNION SPECIAL needles, which are put up in packages marked *Union Special* at the top. This trademark is your guarantee of needles of the highest quality in materials and workmanship.

LUBRICATION

The oil has been drained from the machine before shipping, and the reservoir must be filled before beginning to operate. Use a straight mineral oil of a Saybolt viscosity of 90 to 125 seconds at 100° Fahrenheit.

Oil is filled at the large plug screw hole on the left side of machine, above the handwheel. The oil level should be maintained between the two lines on the oil sight gauge on the right side of the machine.


The machine is automatically lubricated, and no other oiling is necessary.

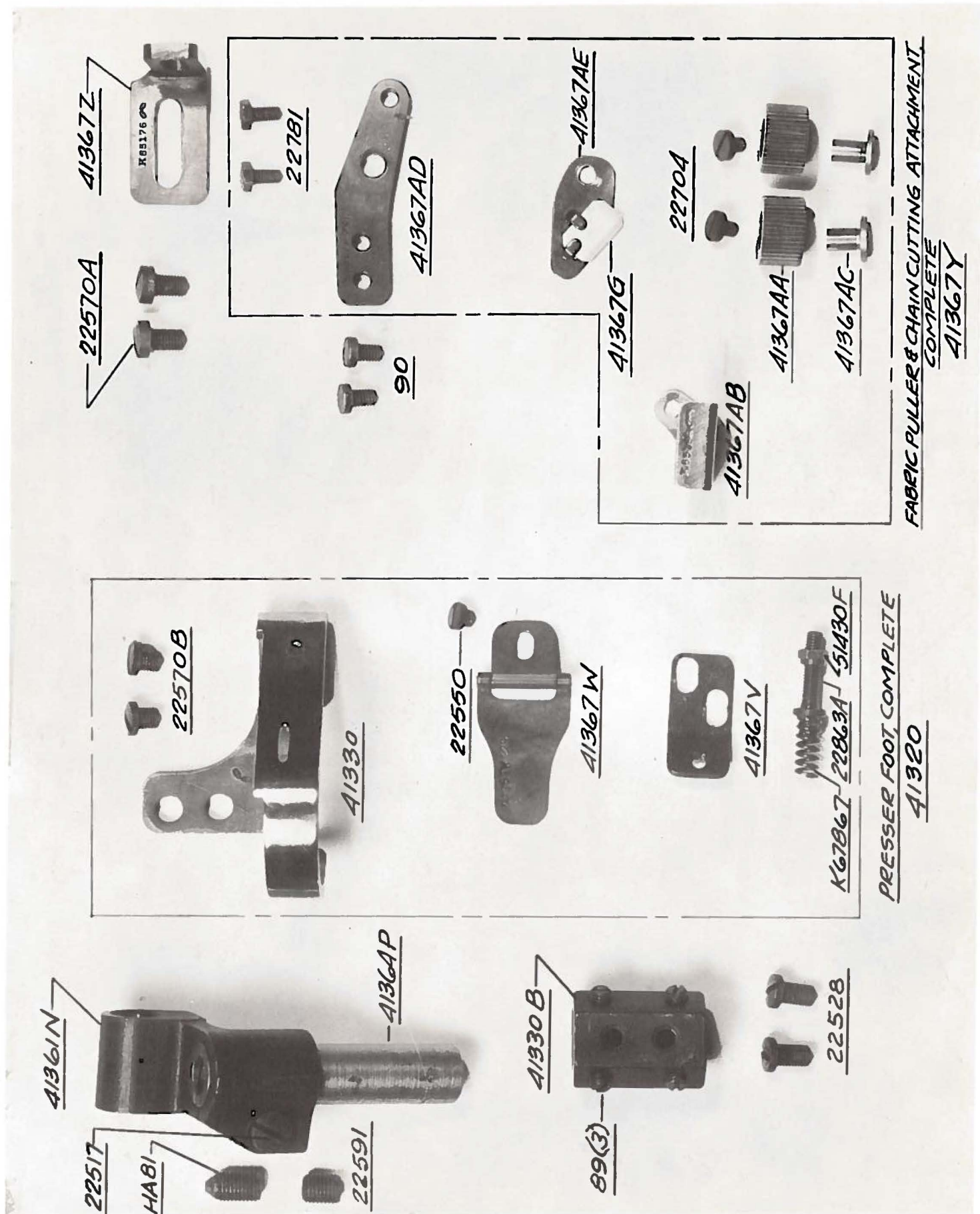
The following is a numerical list of the parts used in this machine. Quantities, part numbers, and descriptions are given. Following the parts list are photographs of some of the major parts.

Amt.	Part No.	Description	Amt.	Part No.	Description	Amt.	Part No.	Description
3	18	Nut for 41037 A, 41331 G, 41357 G	1	22570 A	Screw for 41335 A	1	41310	Looper Needle Guard (22547 A)
1	50-216 Blk.	Pin for 41381 E	2	22570 A	Screw for 41366 P	1	41317	Needle Bar marked "BH" (22584)
1	50-932 Blk.	Feed Cup Hole Plug, for 1 cup machines	2	22570 A	Screw for 41367 Z	1	41318 A	Needle Holder (605 A)
8	75	Screw for 41380 B	1	22584	Screw for 41367 V or 41367 AK	1	41320	Combination Presser for 1 cup machines (22570 A)
6	79	Screw for 41390 A, 41390 C	1	22584	Screw for 41375 F	1	41321 B	"V" Belt Pulley (98)
2	88	Screw for 12865	2	22587 E	Needle Bar Set Screw	1	41321 C	Round Belt Pulley (98)
2	88	Screw for 39147 D	1	22596 D	Screw for 41039 A	1	41322 F	Crankshaft
3	88	Screw for 41335 A, 41362 B	3	22597 B	Screw for 41358 M	1	41330	Bottom for 41320
3	89	Screw for 41330 B	2	22704	Screw for 41367 AA	1	41330 B	Front Fabric Supp. Brkt. (89, 22528, 22764 A)
2	89	Screw for 41370 N	2	22707 A	Adjusting Screw for 41358 B	1	41331 G	Looper Eccentric Connecting Rod (18, 269)
2	90	Screw for 41367 Y	1	22733 B	Plug Screw for needle bar adjusting opening (41394 A)	1	41332 A	Bushing for looper bar, front
1	90	Screw for 41376 B	2	22738 B	Screw for 41371	1	41332 B	Bushing for looper bar, rear
1	90	Screw for 41370 AF	4	22743	Screw for 41363, 41363 A, 41363 U	1	41332 F	Looper Bar Ball Joint Assembly (97 A, 33174 B)
1	93 A	Screw for 41381 G	1	22743	Screw for 41370 AX	1	41332 H	Guide Fork (22747)
1	94	Screw for 41366 R	2	22747	Screw for 41332 H, 41342 H	4	41332 J	Thrust Washer
2	94	Screw for 41370 BC	6	22747	Screw for 41358 N, 41358 P	1	41332 T	Looper Bar, front (22565)
2	95	Screw for 41360	1	22764	Screw for 41370 BD	1	41335 A	Looper Lever Shaft (88, 22570 A)
1	95	Screw for 41361 J	3	22764 A	Screw for 29126 AN, 29126 CS, 29126 CT	1	41340 B	Spreader
2	98	Screw for 41321 B	3	22764 A	Screw for 41360 G, 41330 B, 41365 B	1	41342	Spreader Bar (22562)
2	98	Screw for 41321 C	2	22781	Screw for 41367 AC	1	41342 A	Bushing for spreader bar
2	109	Tension Disc	1	22798 A	Screw for 41318 A	1	41342 F	Spreader Bar Ball Joint Assembly (97 A)
1	258 A	Nut for 29126 CT	2	22830	Screw for 41370 A	1	41342 H	Guide Fork (22747)
3	269	Nut for 41037 A, 41331 G, 41357 G	1	22845 G	Fabric Uncurler Support Sliding Bracket Operating Stud	1	41350	Needle Bar Link Assembly
1	454 A	Washer for 41355	1	22849	Screw for 41380 S	1	41350 U	Bushing, for needle bar
1	562	Screw Pin for locking machine mounting screw	1	22863 A	Adjusting Screw for 41320 or 41367 AF	1	41350 V	Needle Bar Bushing
2	605 A	Screw for 41318 A	1	29126 AN	Looper Rocker	1	41350 W	Oil Seal Cap
2	605 A	Screw for 41381 E	1	29126 CS	Motion Eccentric Assembly (22560 B, 22764 A)	1	41350 X	Oil Seal Ring for 41363 J
2	660-204	Oil Seal Ring for pulley	1	29126 CT	Spreader Eccentric Assembly (22560 B, 22764 A)	1	41350 V	Fiber Washer for 41350 V
1	667 B-12	Hinge Pin for 21695 V, for 1 cup machines	1	29126 CT	Clutch Driving Lever Eccentric Assem. (258 A, 22560 B, 22764 A)	1	41355	Stitch Regulating Adjusting Nut
1	820	Screw for 29478 BV	1	29450 S	Uncurler (22570 A)	1	41355 A	Stitch Regulating Segment Lever
1	6956 C	Spring for 41396	1	29478 BM	Feed Clutch Driving Lever Connecting Rod Assembly	1	41355 K	Clutch Drive Ball Joint Assembly (22729 C)
1	12538	Lock Nut for 41357 J	1	29478 BN	Constant Wedge Angle Clutch Assembly	1	41355 U	Shim in .001" sizes from .004" to .009" (inclusive) for clutch drive connecting rod assembly
1	12865	Thrust Collar (88)	1	29478 BV	Fabric Uncurler Mounting Bracket Assembly (820)	1	41357 C	Feed Clutch Driving Lever
1	21227 BP	Rear Feed Cup Setting Gauge	1	33174 B	Screw for 41332 F, 41342 G	1	41357 G	Feed Clutch Driving Lever Connecting Rod
1	21227 BR	Needle and Front Looper Setting Gauge	1	35746 A	Washer for 29126 CT	1	41357 J	Feed Clutch Driving Lever Ball Joint Assembly (35746 A, 22865)
1	21695 V	Finger Protector, for 1 cup machines	1	35746 A	Washer for 41357 J	1	41358 B	Clutch Compensator Spring (22707 A)
1	21695 W	Finger Protector Spring, for 1 cup machines	2	39147 D	Collar for 41335 A (88)	1	41358 M	Clutch Barrel (22597 B)
1	21695 X	Mounting Bracket, for 1 cup machines	1	41037 A	Connecting Rod (18, 269)			
1	22504 A	Screw for 41370 U	1	41039 A	Looper Bar Conn. Collar (22596 D)			
2	22516 A	Screw for 41363, 41363 A	1	41071 G	Nut for 41370 AX			
6	22516 A	Screw for 41380 J	1	41258	Clutch Roller			
2	22528	Screw for 41330 B	1	41274	Guide Pin for 29450 S (41274 A)			
1	22533 A	Screw for 41364 J	1	41274 A	Nut for 41274			
1	22539 D	Plug Screw for stitch length adjusting opening	1	41308 C	Looper			
4	22539 E	Plug Screw						
1	22547 A	Screw for 41310						
2	22548	Screw for 41366 N						
1	22550	Screw for 41367 W or 41367 AH						
1	22557	Screw for 41370 AD						
2	22560 A	Screw for 41365						
3	22560 B	Set Screw for 29126 AN, 29126 CS, 29126 CT						
1	22562	Screw for 41342						
1	22565	Screw for 41332 T						
2	22570 A	Screw for 29450 S						
2	22570 A	Screw for 41320						

Amt.	Part No.	Description	Amt.	Part No.	Description	Amt.	Part No.	Description
1	41358 N	Clutch Disc, upper (22747)	1	41367 G	Puller Roller Knife	1	41370 BC	Sliding Bracket (94)
1	41358 P	Clutch Disc, lower (22747)	1	41367 V	Puller Plate Tens. Adjust. Brkt. for 41320 (22570B)	1	41370 BD	Sliding Bracket Guide (22764, 22845 G)
6	41358 Q	Feed Clutch Roller Spring	1	41367 W	Fabric Puller Plate for 41320 (22550)	2	41371	Pin for 29450 S (22738 B)
1	41358 R	Feed Clutch Thrust Bearing	1	41367 Y	Puller & Chain Cutting Attach. (90)	1	41375	Lifter Lever Rod
6	41358 S	Feed Clutch Roller Spring Pin	1	41367 Z	Puller Attaching Brkt. (22570 A)	1	41375 A	Lifter Lever Rod Yoke
6	41358 T	Feed Clutch Roller Spring Pin Spacing Washer	1	41367 AA	Puller Roller (22704)	1	41375 F	Lifter Lever Rod Yoke Collar (22584)
1	41358 U	Oil Seal Washer for 41363 J	2	41367 AB	Puller Roller Guard	1	41375 G	Lifter Lever Rod Yoke Spring
2	41360	Front Cup Adjusting Stud (95)	1	41367 AC	Puller Roller Axle (22781)	1	41375 N	Presser Spring
2	41360 G	Front Cup Adjusting Eccentric Collar (22764 A)	2	41367 AD	Puller Roller Supp. Arm (90)	1	41375 P	Presser Spring Washer
1	41361	Presser Foot Pivot Shaft	1	41367 AE	Puller Roller Knife Holder	1	41375 U	Pressure Regulating Screw and Bushing
1	41361 J	Bushing, for presser foot pivot shaft (95)	1	41367 AF	Front Fabric Supp. and Puller Assem. for 2 cup machines (22570 A)	1	41375 V	Pressure Regulating Screw Lock Nut
1	41361 N	Presser Foot Pivot Shaft Bracket (IIA81, 22517, 22591)	1	41367 AG	Adjusting Spring, for 41320 or 41367AF	1	41376 B	Frame Needle Thread Eye. (90)
1	41361 U	Presser Foot Lifter Lever (22517)	1	41367 AH	Puller Contact Spr. Plate, for 41367 AF (22550)	1	41380 B	Top Cover (75)
2	41362 B	Feed Cup (88)	1	41367 AJ	Front Fabric Supp. for 41367 AF	1	41380 J	Rear Cover (22516 A)
1	41363	Feed Cup Shaft, front, lower section, for 2 cup machines (22516 A, 22743)	1	41367 AK	Puller Contact Spr. Bracket, for 41367 AF (22570B)	1	41380 S	Cover (22849)
1	41363 A	Feed Cup Shaft, front, upper section, for 2 cup machines (22516 A, 22743)	1	41370 A	Fabric Uncurler Support Bracket (22830)	1	41381 E	Oil Distributing Disc (50-216 Blk., 605 A)
1	41363 J	Feed Cup Shaft	1	41370 C	Spring for 29450 S	1	41381 G	Oil Spray Deflector Plate (93 A)
1	41363 N	Feed Cup Shaft, Floating Connector, for 2 cup machines	1	41370 H	Fabric Uncurler Unlocking Lever	1	41390 A	Crankshaft Bearing Housing, left (79)
1	41363 U	Feed Cup Shaft, Collar, for 1 cup machines	1	41370 N	Fabric Uncurler Ratchet, front (89)	1	41390 C	Crankshaft Bearing Housing, right (79)
2	41363 U	Feed Cup Shaft Collar, for 2 cup machines	1	41370 P	Fabric Uncurler Ratchet, rear	1	41390 D	Bushing, for crankshaft housing, left (41390 A)
1	41364 J	Bearing, lower rear (22533 A)	1	41370 U	Fabric Uncurler Ratchet Pawl (22504 A)	1	41390 E	Bushing, for crankshaft housing, right (41390 C)
1	41364 N	Feed Cup Shaft Bushing, front upper section, for 2 cup machines	1	41370 V	Pawl Spring	1	41391	Crankshaft Thrust Washer
1	41364 P	Front Feed Cup Shaft Bushing	1	41370 AD	Fabric Uncurler Support Sliding Arm Operating Lever (22557)	1	41392	Tension Post Ferrule
1	41365	Feed Cup Driving Gear, for 2 cup machines (22560A)	1	41370 AF	Fabric Uncurler Support Sliding Arm Adjusting Stud Nut (90)	1	41393	Oil Sight Gauge Assembly
1	41365 B	Clutch Gear (22764 A)	1	41370 AT	Mounting Bracket for fabric uncurler support	2	41394	Housing Gasket
1	41366 N	Rear Fabric Support Upper Bracket (22548)	1	41370 AV	Mounting Bracket Shaft	1	41394 A	Gasket for 22733 B
1	41366 P	Rear Fabric Support Intermediate Bracket (22570 A)	1	41370 AW	Mounting Bracket Shaft Spring	1	41394 B	Gasket, for top cover
1	41366 R	Rear Fabric Support (94)	1	41370 AX	Fabric Uncurler Mounting Brkt. Adjusting Stud (22743, 41071 G)	1	41394 C	Gasket, for rear cover
			1	41370 AY	Adjusting Stud Lock Insert	2	41394 D	Gasket, for looper lever shaft holes
						1	41394 G	Washer, for needle bar adjusting screw hole
						1	41396	Locking Pin, for machine mounting screw
						1	51292	Tension Post
						1	51292 C	Tension Regulating Nut
						1	51292 D	Tension Eyelet
						1	51292 F-4	Tension Spring
						1	51430 F	Lock Nut for 22863 A

NOTE: Numbers in parenthesis following parts' description indicate the screws, nuts, etc. used to attach or hold these parts.







21227BR



21227BP



41317




22798A




605A

41318A



41366N


2254B



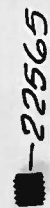
41366P



22570A



41308C



22565



41340B



22562




22547A



41366R




94



88(2)

41362B

Helpful, authoritative information on the most efficient types of equipment for making virtually any machine sewed article is available from Union Special's Sales Promotion Department. Among the many interesting, illustrated bulletins that are available without obligation are the following:




- No. 240, "Men's, Women's, Children's Footwear"
- No. 249, "Rainwear"
- No. 250, "Men's Dress Shirts"
- No. 251, "Service Shirts and Pants"
- No. 252, "Men's Shorts and Pajamas"
- No. 253, "Overalls, Coveralls, and Dungarees"
- No. 254, "Men's Knit Underwear"
- No. 256, "Knit Outerwear"
- No. 259, "Men's Sports Shirts"
- No. 260, "Work Gloves"
- No. 262, "Cotton, Burlap, Jute, and Multiwall Paper Bags"
- No. 263, "Men's Clothing"
- No. 264, "Men's Women's, Children's Jackets"
- No. 265, "Women's Wear"
- No. 266, "Women's Wear And High Fashion"
- No. 267, "Corsets, Girdles, Brassieres"
- No. 268, "Children's Wear"
- No. 269, "Mattresses, Slip Covers, Furniture Upholstery"
- No. 271, "Awnings, Canopies, Tents, Tarps"
- No. 273, "Curtains & Drapes"
- No. 610, "Klipp-it"
- No. 710, "MCS ForMation Unit"
- No. 730, "MCS Automatic Dual Underfront Shirt Hemmer"
- No. 740, "MCS Automatic Rib-Knit Cuff Machine"
- No. 750, "Fusing Presses"
- No. 1100, "Lewis Blindstitch, Chainstitch, Lockstitch, Machines"
- No. 1105, "Button Sewers—Ticket Tackers"
- "Columbia Blindstitch, Saddle Stitch, and Tie Closing Machines"
- No. 1500, "Alteration Department Machines"




**UNION SPECIAL
CORPORATION**


**HERE ARE HELPFUL
BULLETINS and CATALOGS
TO HELP YOU SOLVE
SEWING PROBLEMS**




BOOST PRODUCTION WITH THESE WORK AIDS FROM UNION SPECIAL




PNEUMATIC CHAIN-CUTTER—for use on conventional Class 39500 and 39600 is a durable scissor-action mechanism that makes a clean positive cut. Style 2899 A-1



PNEUMATIC FOOT LIFTER—The air-operated foot lifter for use on Class 39500 machines allows the operator to raise the foot simply by knee-touching an actuating switch.




AIR FABRIC UNCURLER—This unit, designed for Class 39500 machines, uses air jets to remove curls from top and bottom plies of flat knit materials as fabric passes through sewing area. Style 2899 B-1




CHAIN CUTTER—The above photo shows the small pneumatic chain cutter that is available for installation as an accessory unit on Class 36200 Flatseamers. Style 2899 A-6




KNIFE GRINDER sharpens straight or angle type knives, is simple and easy to operate, eliminates defective garments caused by dull knives.



HEAT DISPELLER—Union Special's auxiliary unit (arrow) is an effective means for reducing oil temperature where heavy duty service requires it. Style 2899 E-1



AMCO ELECTRONIC NEEDLE POSITIONERS eliminate the necessity of reaching for the hand-wheel to move the needle up or down . . . this allows the operator to keep both hands on the work, insuring better control, uniform quality and increased production.



**UNION SPECIAL
CORPORATION**



Union Special[®]
INDUSTRIAL SEWING MACHINES

UNION SPECIAL maintains sales and service facilities throughout the world. These offices will aid you in the selection of the right sewing equipment for your particular operation. Union Special representatives and service men are factory trained and are able to serve your needs promptly and efficiently. Whatever your location, there is a Union Special Representative to serve you. Check with him today.

ATLANTA, GA.

BOSTON, MASS.

CHICAGO, ILL.

DALLAS, TEXAS

LOS ANGELES, CAL.

NEW YORK, N. Y.

PHILADELPHIA, PA.

MONTREAL, CANADA

TORONTO, CANADA

BRUSSELS, BELGIUM

LEICESTER, ENGLAND

LONDON, ENGLAND

PARIS, FRANCE

STUTTGART, GERMANY

Representatives and distributors in all important
industrial cities throughout the world.

UNION SPECIAL CORPORATION
400 N. FRANKLIN ST., CHICAGO, ILL. 60610